

### SPECIFICATION SHEET

**TYPE:** The Crane shall be a fold a way bumper mounted type, for mounting to vehicles 78" to 102" in width. (3) (shall be custom built to the vehicles width)

**CAPACITY:** The Crane shall have a designated lifting capacity of 1350 lbs.

**BOOM HEIGHT:** (1) The Boom shall be a fixed position boom with an overall height of 77" & 85" from top of bumper.

**BOOM LENGTH:** (2) The Boom shall have a fixed length of 45".

**ROTATION:** The Crane shall have a 360-degree continuous manual rotation on machined surfaces, with two needle bearings and one thrust bearing that are environmentally sealed.

**HOIST:** The Hoist Motor shall be 12 volt D.C. powered, with a dual internal breaking system. Hoist shall have power up and power down.

**CABLE:** (6) The Cable shall be 35' x 3/16 in diameter galvanized aircraft quality cable, with a single line breaking strength of 4200 lbs., and a safety hook.

**CONTROL:** A Hand Held Pendant Control, 10 feet in length, shall be furnished for controlling the hoisting function and shall be 12 volt D.C. powered. Pendant Control shall be weather resistant, with a solid rubber grip.

**POWER SOURCE:** The Power Source shall be the vehicles own 12-volt D.C. battery.

**OUTRIGGER:** The Crane shall have a permanently attached swing down adjustable outrigger, to increase stability and reduce the loading to the vehicle's suspension.

**HITCH:** The Bumper shall have a factory installed Class 4 Receiver type hitch. This Hitch is rated at 10,000 lbs. of drawbar pull and 1,200 lbs. vertical Hitch load. (Vehicle's rated towing capacity may be less)

**MOUNTING:** The Crane shall be provided with all necessary wiring, brackets, fasteners, and hardware, for bolt on mounting to the vehicle's frame. Note: Mounting to custom bodies or modified frames may require adaptation of supplied mounting brackets.

**WIRING:** The Crane shall be pre-wired from the factory and tested. The Cranes entire electrical system shall be circuit breaker protected.

**SAFETY:** The Crane shall be designed and manufactured according to the applicable ANSI standards for mobile cranes. The Crane shall be clearly marked with Maximum Load & Warning Decals.

**MAN-LIFT:** The Crane shall be OSHA & ANSI compliant as a Man-Lift for Confined Space Activities when equipped with the optional WO-CSR Confined Space Rescue & Recovery System.

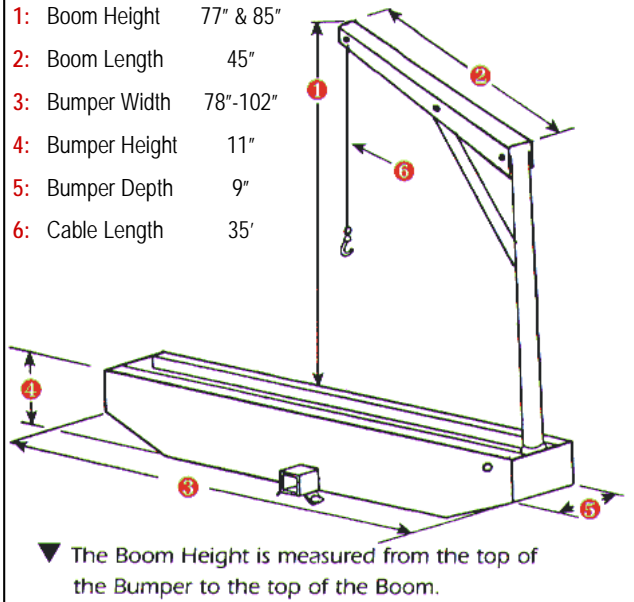
**CONSTRUCTION:** The Bumper shall be of 2" X 5" tubular steel construction. The Mast shall be seamless DOM tubing with strong back. The Boom shall be formed from 1 piece of 3/16" ASTM A572 Grade 50 High Tensile Steel. All Sheaves shall be steel with replaceable oil-impregnated bushings. All Sheave Pins shall be made from plated stress proof steel.

**DOCUMENTATION:** The Crane shall be furnished with detailed Installation Instructions, Operation and Safety Instructions, Parts List, and Maintenance Instructions.

**FINISH COATING:** The Crane shall be finished with a durable Powder Coating, semi-gloss black.

**WARRANTY:** Manufacturer shall warrant the materials and workmanship for a period of one year from the date of delivery (excluding cable).

- 1: Boom Height 77" & 85"
- 2: Boom Length 45"
- 3: Bumper Width 78"-102"
- 4: Bumper Height 11"
- 5: Bumper Depth 9"
- 6: Cable Length 35'



**NOTE:** OPTIONS AND ACCESSORIES ARE AVAILABLE FOR THIS MODEL  
See "Options & Accessories Specifications" for details.



Available at Contractor's Solutions <https://www.contractors-solutions.net>

## SPECIFICATION SHEET

**TYPE:** The Crane shall be a fold a way bumper mounted type, for mounting to vehicles 78" to 102" in width. (3) (shall be custom built to the vehicles width)

**CAPACITY:** The Crane shall have a designated lifting capacity of 2000 lbs.

**BOOM HEIGHT:** (1) The Boom shall be a fixed position boom with an overall height of 77" & 85" from top of bumper.

**BOOM LENGTH:** (2) The Boom shall have a fixed length of 45".

**ROTATION:** The Crane shall have a 360-degree continuous manual rotation on machined surfaces, with two needle bearings and one thrust bearing that are environmentally sealed.

**HOIST:** The Hoist Motor shall be 12 volt D.C. powered, with a dual internal breaking system. Hoist shall have power up and power down.

**CABLE:** (6) The Cable shall be 35' x 7/32 in diameter galvanized aircraft quality cable, with a single line breaking strength of 5600 lbs., and a safety hook.

**CONTROL:** A Hand Held Pendant Control, 10 feet in length, shall be furnished for controlling the hoisting function and shall be 12 volt D.C. powered. Pendant Control shall be weather resistant, with a solid rubber grip.

**POWER SOURCE:** The Power Source shall be the vehicles own 12-volt D.C. battery.

**OUTRIGGER:** The Crane shall have a permanently attached swing down adjustable outrigger, to increase stability and reduce the loading to the vehicle's suspension.

**HITCH:** The Bumper shall have a factory installed Class 4 Receiver type hitch. This Hitch is rated at 10,000 lbs. of drawbar pull and 1,200 lbs. vertical Hitch load. (Vehicle's rated towing capacity may be less)

**MOUNTING:** The Crane shall be provided with all necessary wiring, brackets, fasteners, and hardware, for bolt on mounting to the vehicle's frame. Note: Mounting to custom bodies or modified frames may require adaptation of supplied mounting brackets.

**WIRING:** The Crane shall be pre-wired from the factory and tested. The Cranes entire electrical system shall be circuit breaker protected.

**SAFETY:** The Crane shall be designed and manufactured according to the applicable ANSI standards for mobile cranes. The Crane shall be clearly marked with Maximum Load & Warning Decals.

**MAN-LIFT:** The Crane shall be OSHA & ANSI compliant as a Man-Lift for Confined Space Activities when equipped with the optional WO-CSR Confined Space Rescue & Recovery System.


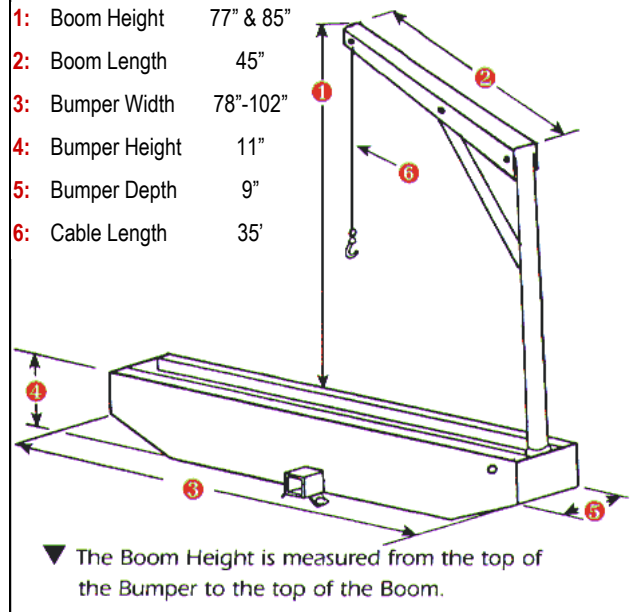
**CONSTRUCTION:** The Bumper shall be of 2" X 5" tubular steel construction. The Mast shall be seamless DOM tubing with strong back. The Boom shall be formed from 1 piece of 3/16" ASTM A572 Grade 50 High Tensile Steel. All Sheaves shall be steel with sealed roller bearings. All Sheave Pins shall be made from plated stress proof steel.

**DOCUMENTATION:** The Crane shall be furnished with detailed Installation Instructions, Operation and Safety Instructions, Parts List, and Maintenance Instructions.

**FINISH COATING:** The Crane shall be finished with a durable Powder Coating, semi-gloss black.

**WARRANTY:** Manufacturer shall warrant the materials and workmanship for a period of one year from the date of delivery (excluding cable).

**NOTE:** OPTIONS AND ACCESSORIES ARE AVAILABLE FOR THIS MODEL  
See "Options & Accessories Specifications" for details.



Availabe at Contractor's Solutions <https://www.contractors-solutions.net>